

38th CSR Annual Report

June 1, 2023-May 31, 2024

- Annual Power Consumption
- Number of Printed Papers per Year
- Gender Ratio of Employee



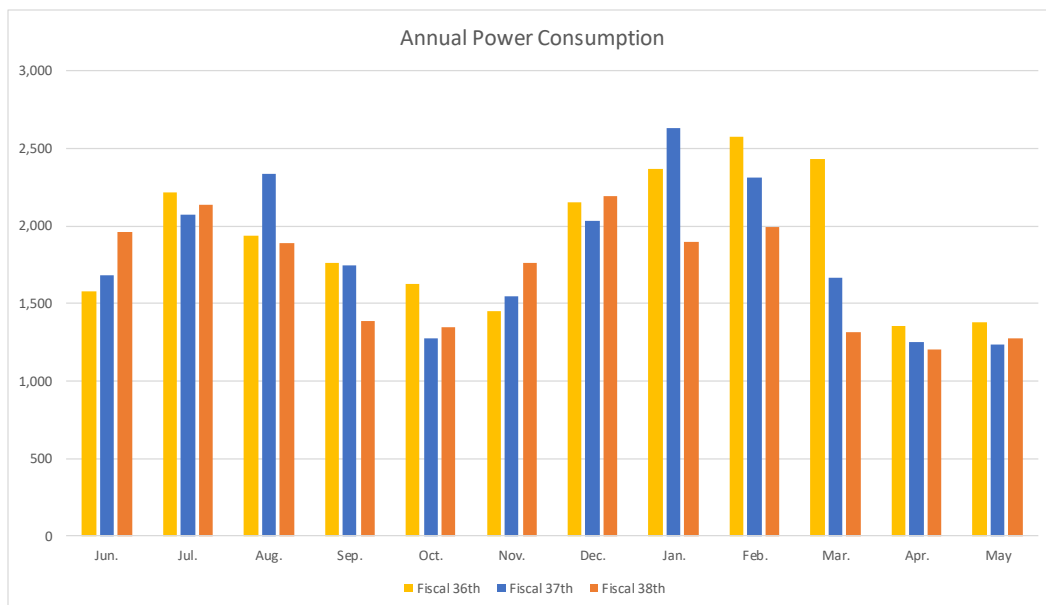
As of June 1, 2024



Annual Power Consumption

	Jun.	Jul.	Aug.	Sep.	Oct.	Nov.	Dec.	Jan.	Feb.	Mar.	Apr.	May	Total
Fiscal 36th	1,577	2,218	1,934	1,758	1,628	1,448	2,153	2,372	2,575	2,432	1,356	1,383	22,834
Fiscal 37th	1,684	2,072	2,335	1,744	1,272	1,546	2,036	2,634	2,312	1,665	1,253	1,233	21,786
Fiscal 38th	1,963	2,133	1,889	1,387	1,349	1,763	2,191	1,898	1,991	1,315	1,200	1,272	20,351

(kWh)



Fiscal 36th : June 1, 2021-May 31, 2022

Fiscal 37th : June 1, 2022-May 31, 2023

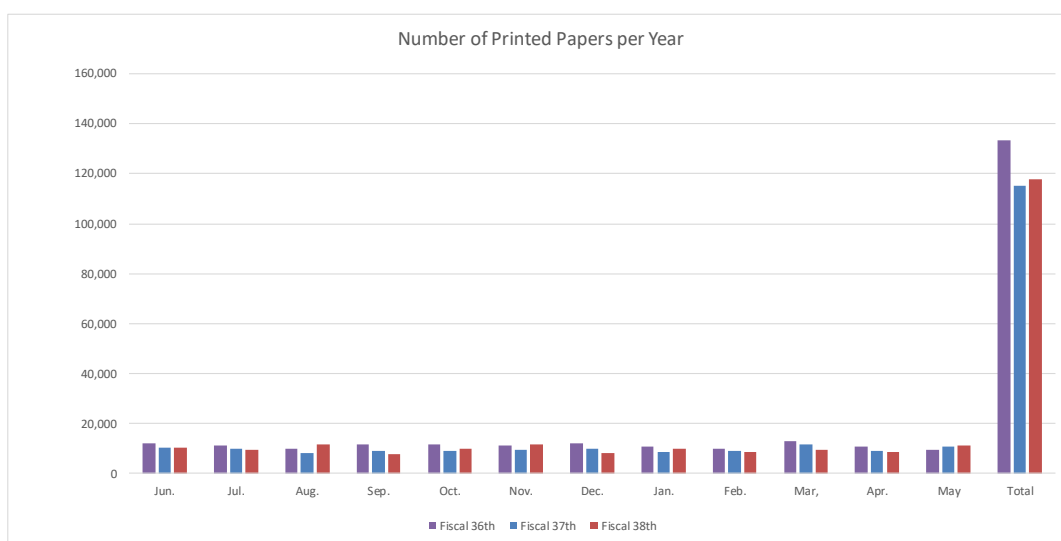
Fiscal 38th : June 1, 2023-May 31, 2024



Number of Printed Papers per Year

	Jun.	Jul.	Aug.	Sep.	Oct.	Nov.	Dec.	Jan.	Feb.	Mar.	Apr.	May	Total
Fiscal 36th	11,926	11,076	9,861	11,684	11,720	11,083	12,271	10,628	9,723	12,831	11,012	9,670	133,485
Fiscal 37th	10,539	9,755	8,344	8,969	8,939	9,430	10,120	8,556	9,078	11,531	8,933	10,955	115,149
Fiscal 38th	10,541	9,464	11,523	7,866	10,121	11,621	8,353	10,134	8,558	9,659	8,575	11,352	117,767

(Pieces)



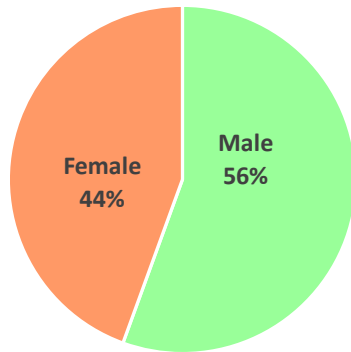
Fiscal 36th : June 1, 2021-May 31, 2022

Fiscal 37th : June 1, 2022-May 31, 2023

Fiscal 38th : June 1, 2023-May 31, 2024

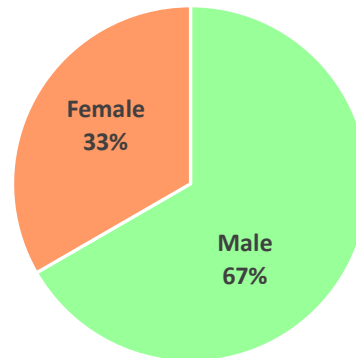


Gender Ratio of Director



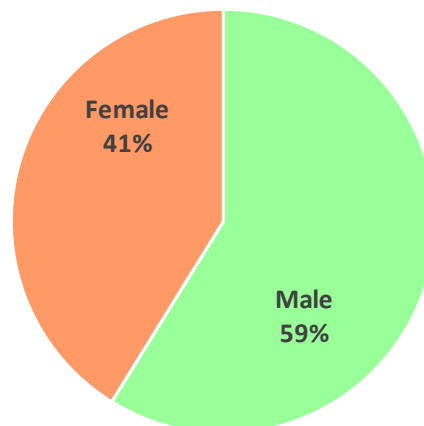
■ Male ■ Female

Gender Ratio of Manager



■ Male ■ Female

Gender Ratio of Whole Company



■ Male ■ Female