

37th CSR Annual Report

June 1, 2022-May 31, 2023

- Annual Power Consumption
- Number of Printed Papers per Year
- Gender Ratio of Employee



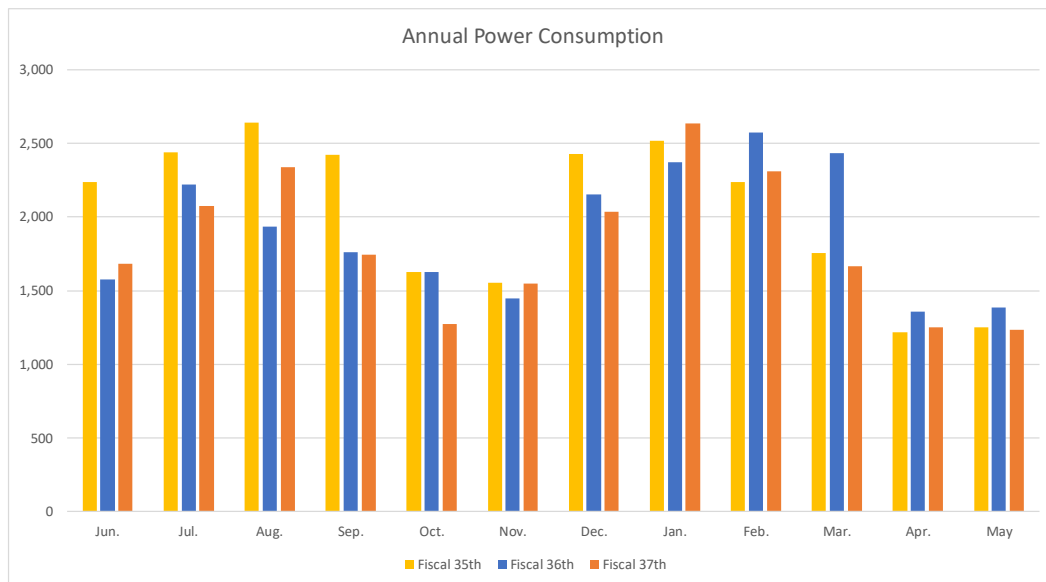
As of June 1, 2023



Annual Power Consumption

	Jun.	Jul.	Aug.	Sep.	Oct.	Nov.	Dec.	Jan.	Feb.	Mar.	Apr.	May	Total
Fiscal 35th	2,238	2,439	2,638	2,421	1,625	1,556	2,425	2,517	2,234	1,756	1,218	1,251	24,318
Fiscal 36th	1,577	2,218	1,934	1,758	1,628	1,448	2,153	2,372	2,575	2,432	1,356	1,383	22,834
Fiscal 37th	1,684	2,072	2,335	1,744	1,272	1,546	2,036	2,634	2,312	1,665	1,253	1,233	21,786

(kWh)



Fiscal 35th : June 1, 2020-May 31, 2021

Fiscal 36th : June 1, 2021-May 31, 2022

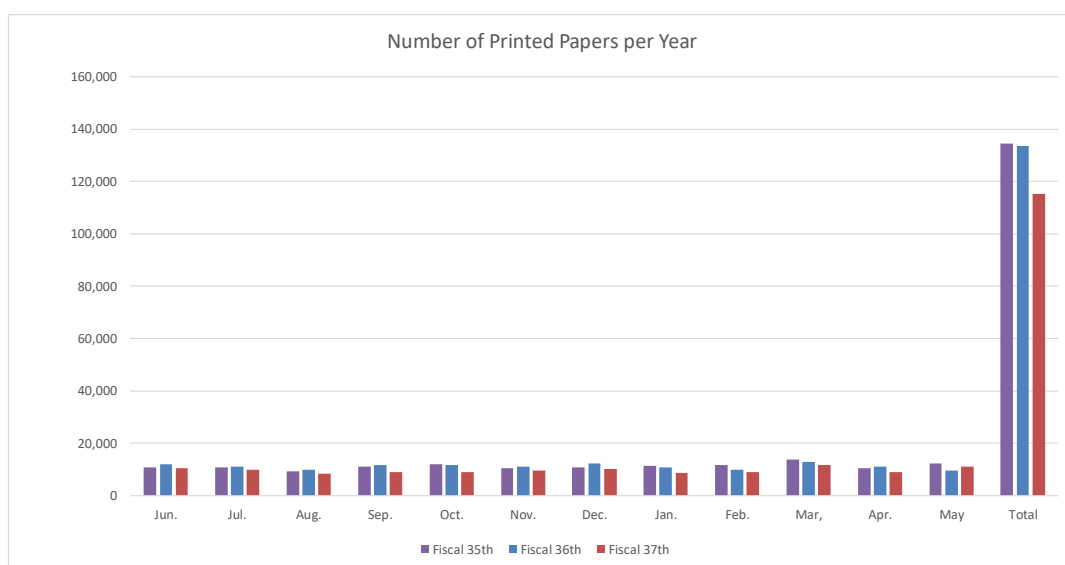
Fiscal 37th : June 1, 2022-May 31, 2023



Number of Printed Papers per Year

	Jun.	Jul.	Aug.	Sep.	Oct.	Nov.	Dec.	Jan.	Feb.	Mar.	Apr.	May	Total
Fiscal 35th	10,777	10,814	9,316	11,010	11,855	10,535	10,742	11,461	11,651	13,642	10,556	12,257	134,616
Fiscal 36th	11,926	11,076	9,861	11,684	11,720	11,083	12,271	10,628	9,723	12,831	11,012	9,670	133,485
Fiscal 37th	10,539	9,755	8,344	8,969	8,939	9,430	10,120	8,556	9,078	11,531	8,933	10,955	115,149

(Pieces)



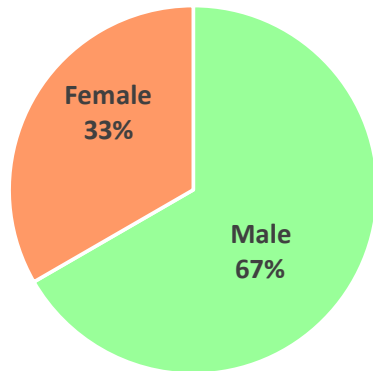
Fiscal 35th : June 1, 2020-May 31, 2021

Fiscal 36th : June 1, 2021-May 31, 2022

Fiscal 37th : June 1, 2022-May 31, 2023

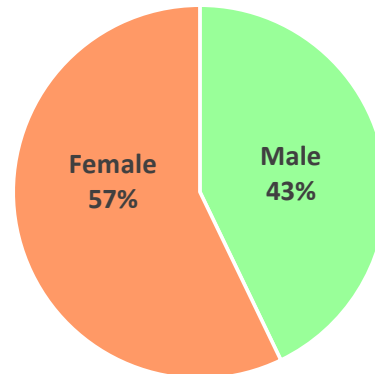


Gender Ratio of Director



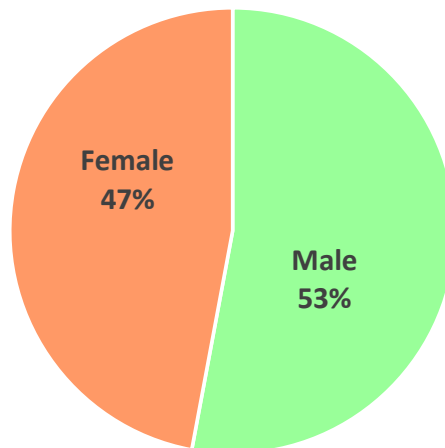
■ Male ■ Female

Gender Ratio of Manager



■ Male ■ Female

Gender Ratio of Whole Company



■ Male ■ Female