

# 36th CSR Annual Report

June 1, 2021-May 31, 2022

- Annual Power Consumption
- Number of Printed Papers per Year
- Gender Ratio of Employee



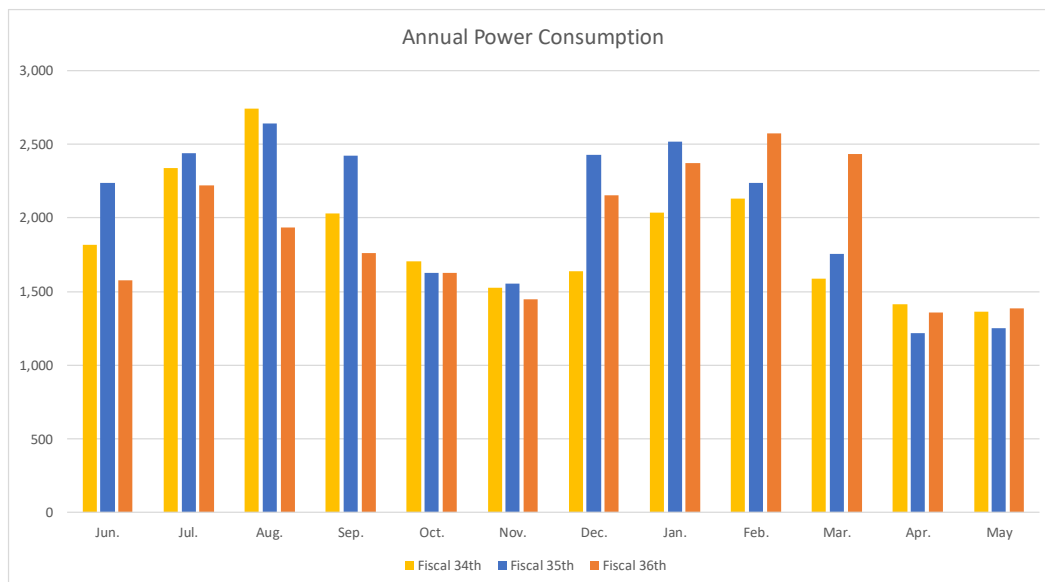
As of June 1, 2022



### Annual Power Consumption

	Jun.	Jul.	Aug.	Sep.	Oct.	Nov.	Dec.	Jan.	Feb.	Mar.	Apr.	May	Total
Fiscal 34th	1,817	2,340	2,741	2,032	1,704	1,526	1,636	2,034	2,129	1,586	1,414	1,363	22,322
Fiscal 35th	2,238	2,439	2,638	2,421	1,625	1,556	2,425	2,517	2,234	1,756	1,218	1,251	24,318
Fiscal 36th	1,577	2,218	1,934	1,758	1,628	1,448	2,153	2,372	2,575	2,432	1,356	1,383	22,834

(kWh)



Fiscal 34th : June 1, 2019-May 31, 2020

Fiscal 35th : June 1, 2020-May 31, 2021

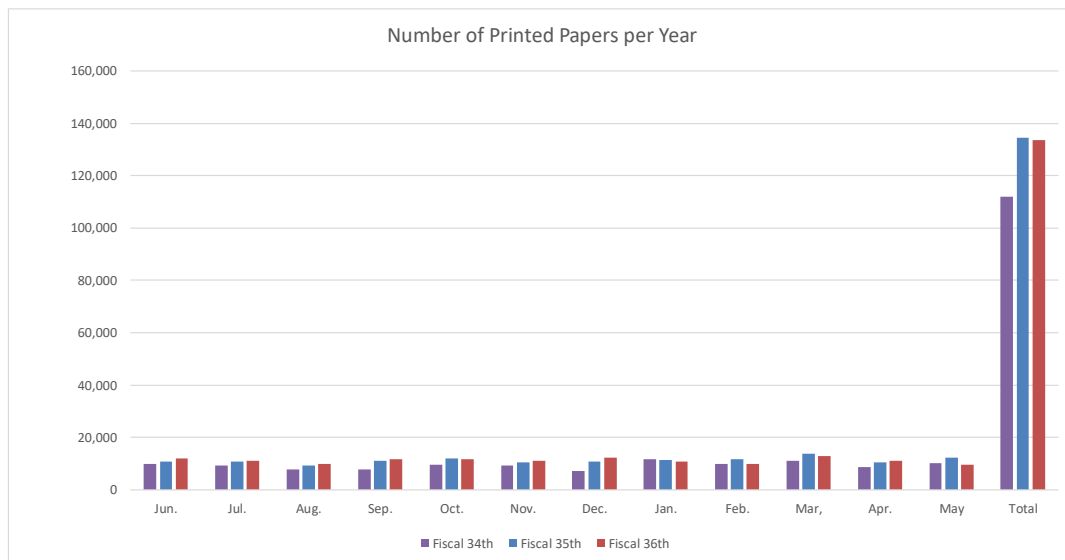
Fiscal 36th : June 1, 2021-May 31, 2022



**Number of Printed Papers per Year**

	Jun.	Jul.	Aug.	Sep.	Oct.	Nov.	Dec.	Jan.	Feb.	Mar.	Apr.	May	Total
Fiscal 34th	9,767	9,304	7,894	7,803	9,545	9,146	7,204	11,574	9,834	11,064	8,740	10,077	111,952
Fiscal 35th	10,777	10,814	9,316	11,010	11,855	10,535	10,742	11,461	11,651	13,642	10,556	12,257	134,616
Fiscal 36th	11,926	11,076	9,861	11,684	11,720	11,083	12,271	10,628	9,723	12,831	11,012	9,670	133,485

(Pieces)



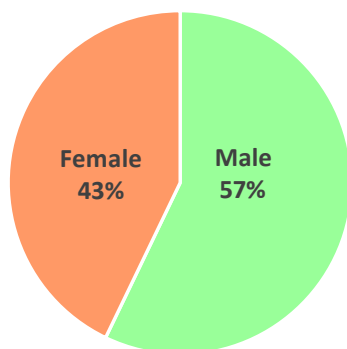
Fiscal 34th : June 1, 2019-May 31, 2020

Fiscal 35th : June 1, 2020-May 31, 2021

Fiscal 36th : June 1, 2021-May 31, 2022

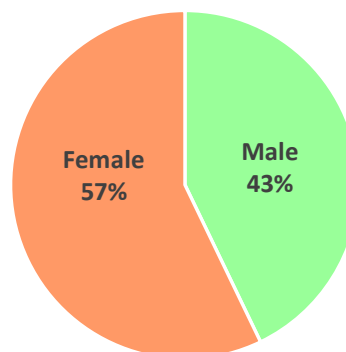


### Gender Ratio of Director



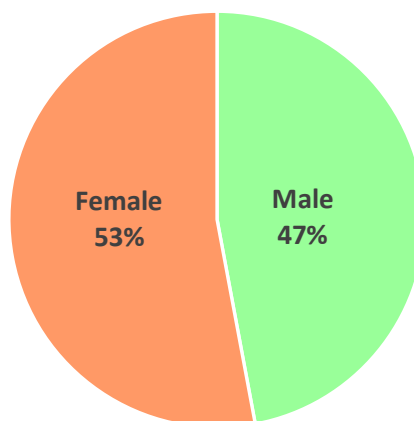
■ Male ■ Female

### Gender Ratio of Manager



■ Male ■ Female

### Gender Ratio of Whole Company



■ Male ■ Female