

35th CSR Annual Report

June 1, 2020-May 31, 2021

- Annual Power Consumption
- Number of Printed Papers per Year
- Gender Ratio of Employee



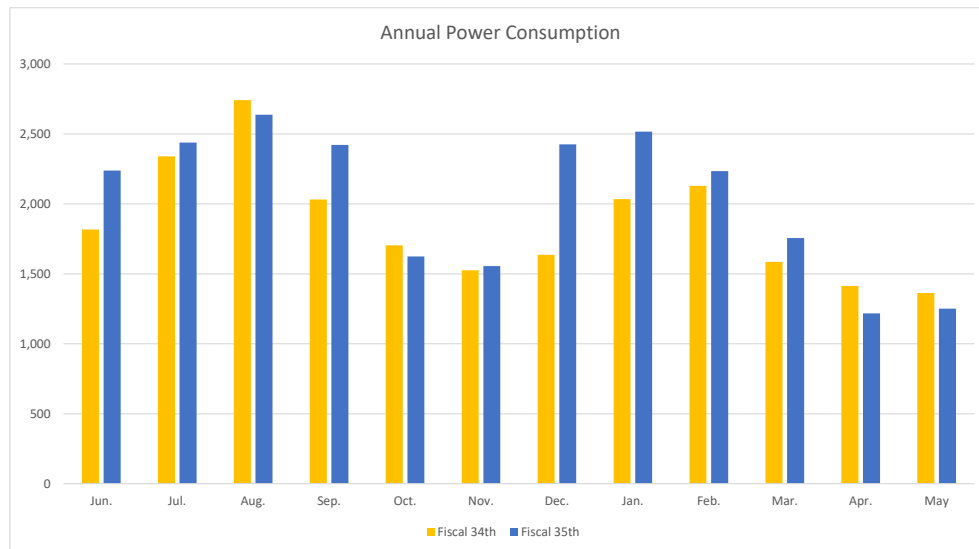
As of June 1, 2021



Annual Power Consumption

	Jun.	Jul.	Aug.	Sep.	Oct.	Nov.	Dec.	Jan.	Feb.	Mar.	Apr.	May	Total
Fiscal 34th	1,817	2,340	2,741	2,032	1,704	1,526	1,636	2,034	2,129	1,586	1,414	1,363	22,322
Fiscal 35th	2,238	2,439	2,638	2,421	1,625	1,556	2,425	2,517	2,234	1,756	1,218	1,251	24,318

(kWh)



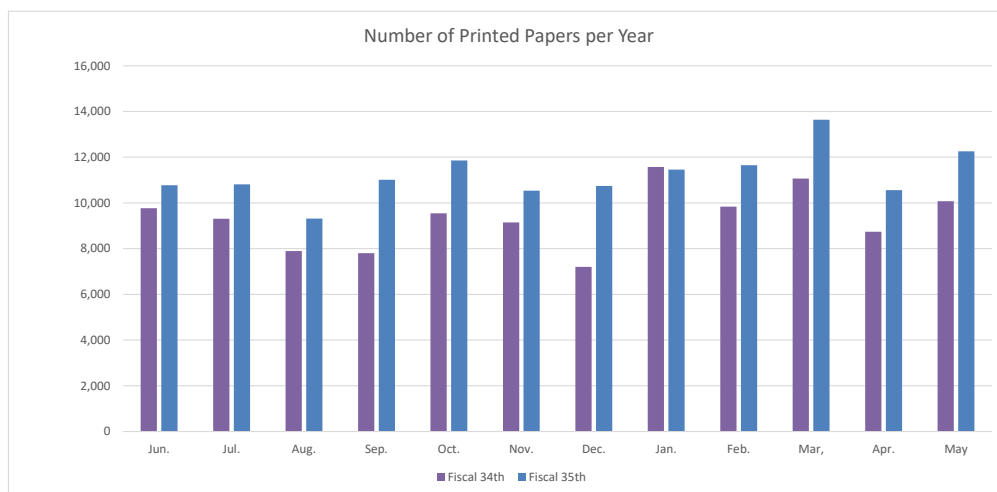
Fiscal 34th : June 1, 2019-May 31, 2020

Fiscal 35th : June 1, 2020-May 31, 2021

Number of Printed Papers per Year

	Jun.	Jul.	Aug.	Sep.	Oct.	Nov.	Dec.	Jan.	Feb.	Mar.	Apr.	May	Total
Fiscal 34th	9,767	9,304	7,894	7,803	9,545	9,146	7,204	11,574	9,834	11,064	8,740	10,077	111,952
Fiscal 35th	10,777	10,814	9,316	11,010	11,855	10,535	10,742	11,461	11,651	13,642	10,556	12,257	134,616

(Pieces)

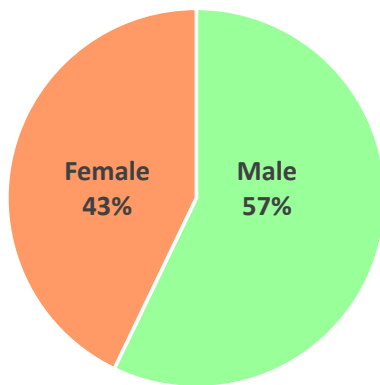


Fiscal 34th : June 1, 2019-May 31, 2020

Fiscal 35th : June 1, 2020-May 31, 2021

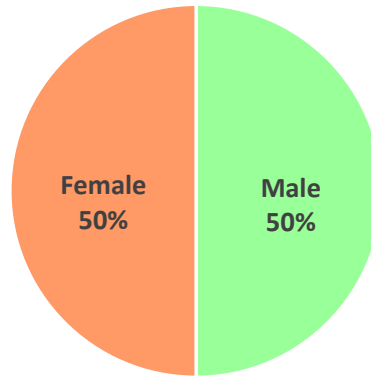


Gender Ratio of Director



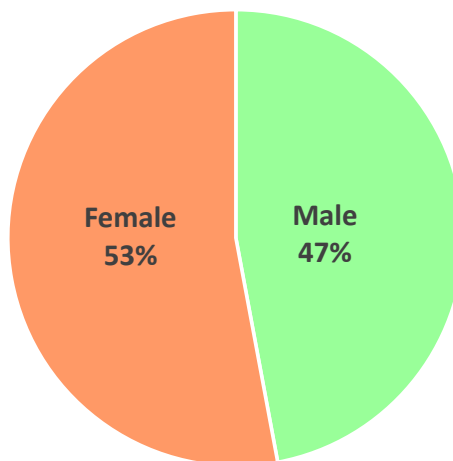
■ Male ■ Female

Gender Ratio of Manager



■ Male ■ Female

Gender Ratio of Whole Company



■ Male ■ Female