

# 34th CSR Annual Report

June 1, 2019-May 31, 2020

- Annual Power Consumption
- Number of Printed Papers per Year
- Gender Ratio of Employee



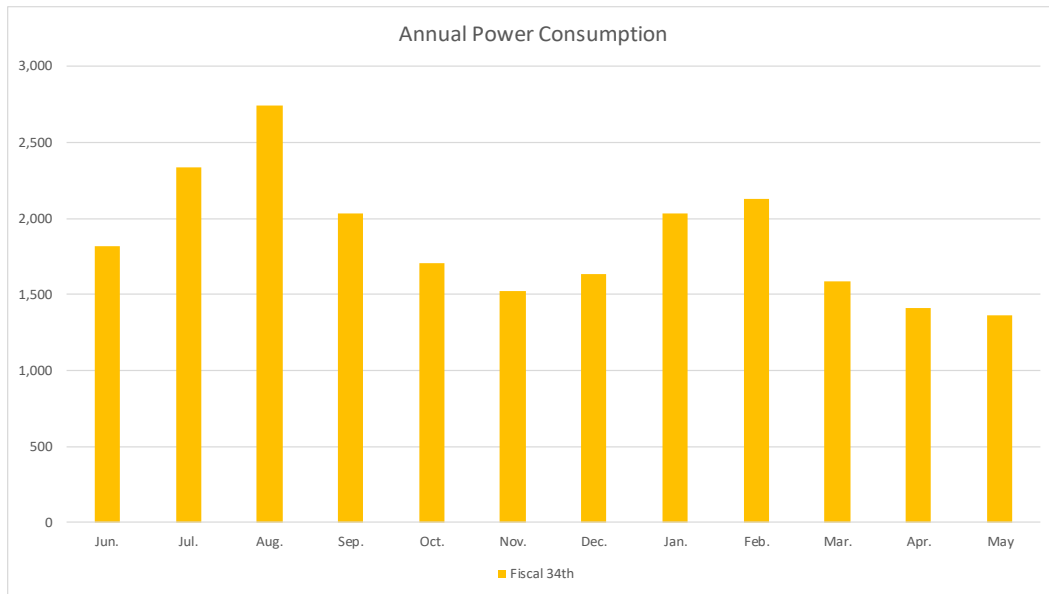
As of June 1, 2020



**Annual Power Consumption**

	Jun.	Jul.	Aug.	Sep.	Oct.	Nov.	Dec.	Jan.	Feb.	Mar.	Apr.	May	Total
Fiscal 34th	1,817	2,340	2,741	2,032	1,704	1,526	1,636	2,034	2,129	1,586	1,414	1,363	22,322

(kWh)

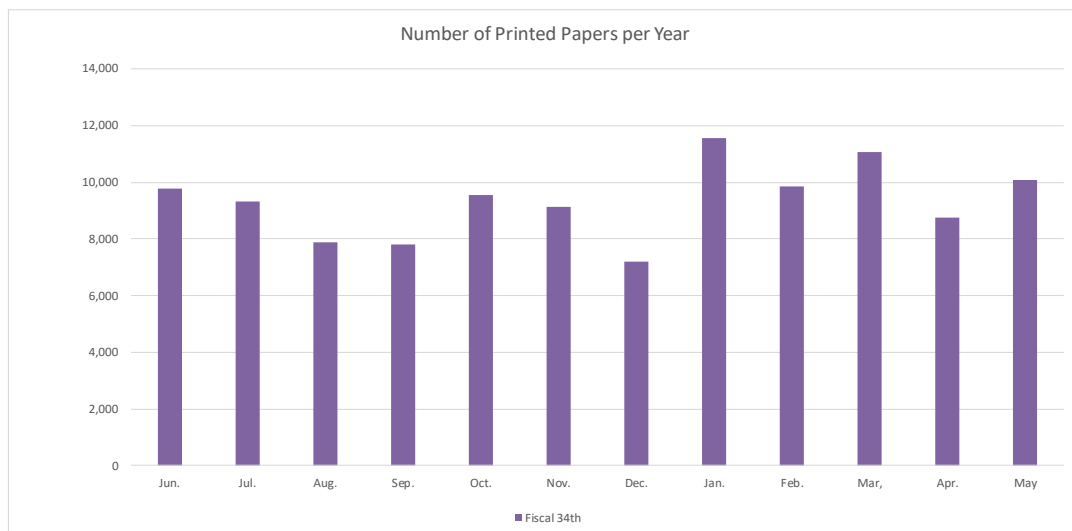


Fiscal 34th : June 1, 2019-May 31, 2020

**Number of Printed Papers per Year**

	Jun.	Jul.	Aug.	Sep.	Oct.	Nov.	Dec.	Jan.	Feb.	Mar.	Apr.	May	Total
Fiscal 34th	9,767	9,304	7,894	7,803	9,545	9,146	7,204	11,574	9,834	11,064	8,740	10,077	111,952

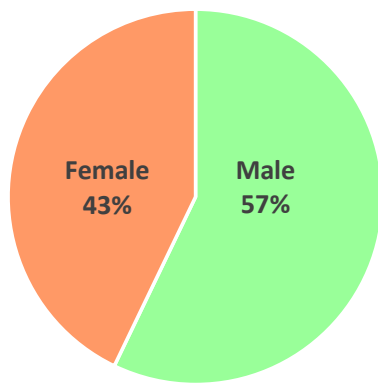
(Pieces)



Fiscal 34th : June 1, 2019-May 31, 2020

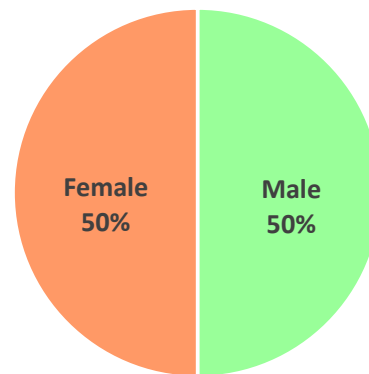


### Gender Ratio of Director



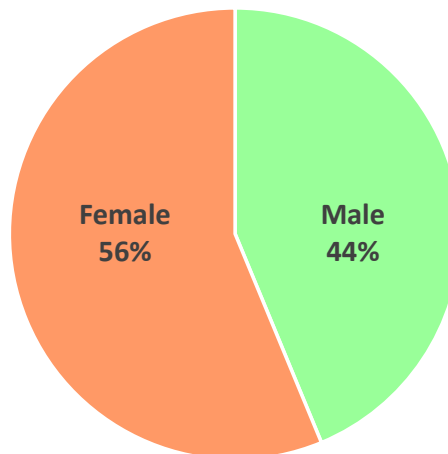
■ Male ■ Female

### Gender Ratio of Manager



■ Male ■ Female

### Gender Ratio of Whole Company



■ Male ■ Female